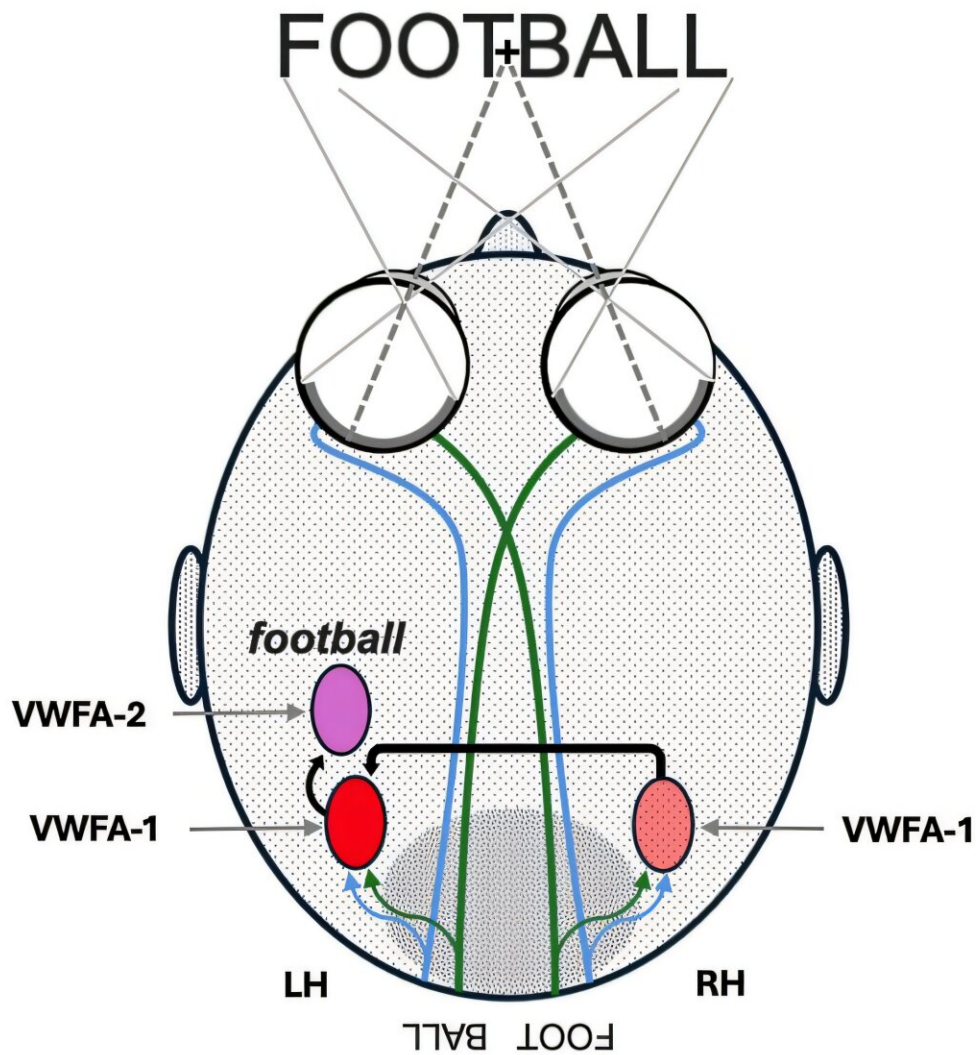


# Why 'football' beats 'shamrock' when your brain is dismantling every word at lightning speed

May 26 2026, by Sayan Tribedi



Schematic representation of the visual pathways and the VWFAs. Credit:

Before you even know what a word means, your brain is already playing a rapid-fire game of linguistic LEGO. Discover how our minds secretly dissect words, piece by orthographic piece, in the blink of an eye.

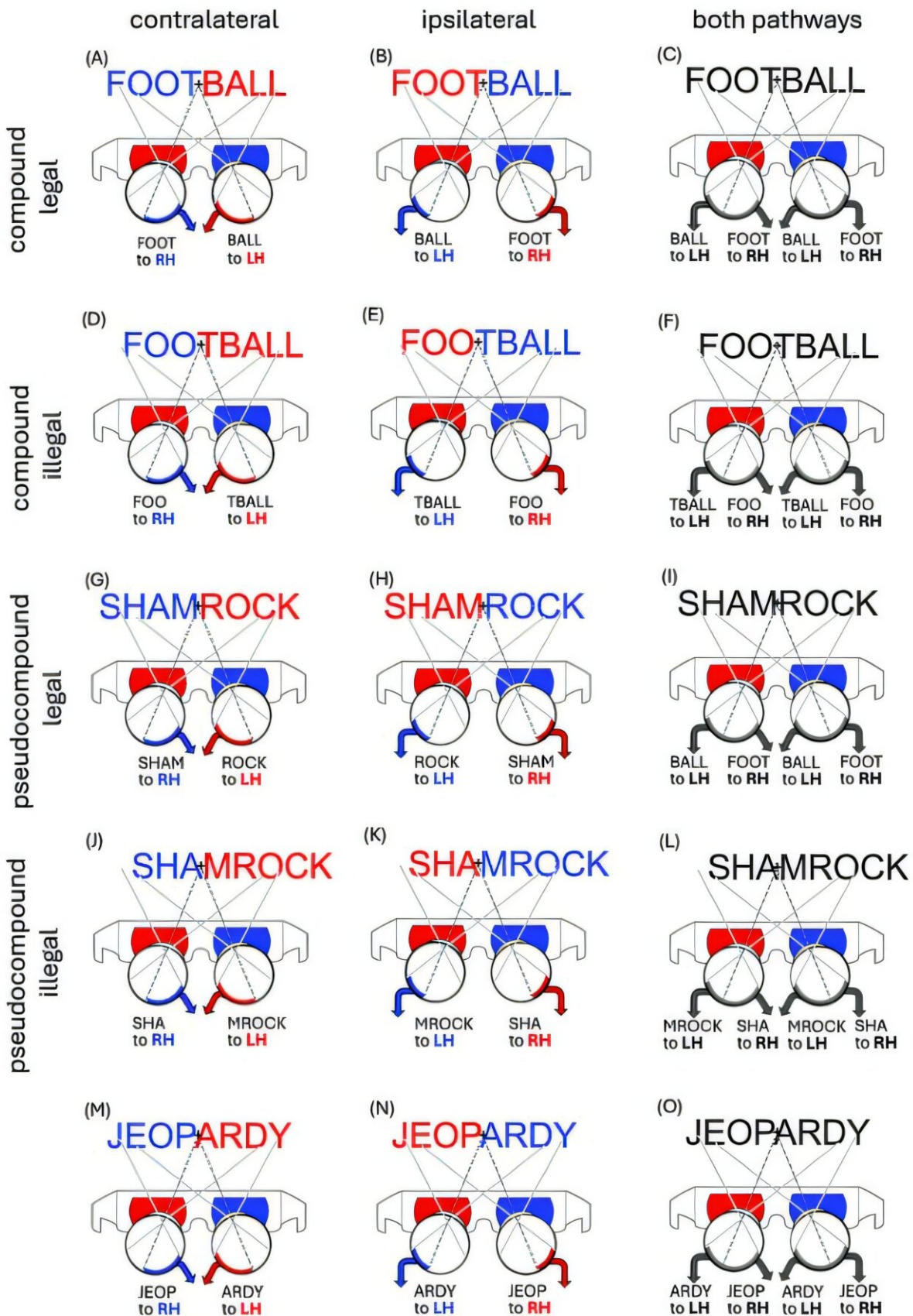
Imagine catching a flash of the word football on a screen. Before you even register its meaning ("a game" or "a ball"), your brain may have already parsed it into "foot" + "ball." A clever new experiment used red-and-blue anaglyph glasses and split-second word flashes to probe this. It found that real compound words (like football) are recognized much faster than lookalikes (like shamrock), suggesting our eyes and brain latch onto word form almost instantly.

In the lab, volunteers wore 3D-style red/blue glasses while words appeared for just 60 milliseconds under a mask. Each word was painted half red and half blue, splitting it either at a meaningful break or in the middle of a syllable. For example, "FOOT" might be blue and "BALL" red, or vice versa, sending "foot" to one hemisphere and "ball" to the other. Participants then quickly reported if what they saw was a real word or a made-up one.

## **Red-blue glasses trick the brain**

By shuffling colors, the experimenters forced each half of a word into different eye/brain channels. In each trial, volunteers saw true compounds (like football or toothache), fake compounds (monomorphemic words that just look compound, e.g. shamrock or mailman), or single-component words (like jeopardy).

All words flashed so briefly that conscious meaning hardly had time to form. This "foveal-splitting" trick takes advantage of the fact that each eye's view is split at the center of gaze, projecting opposite halves to opposite brain sides. In short, each hemisphere was primed with half a word.



Experimental conditions and sample word stimuli employed in the present study. The different stimulus presentation conditions are illustrated together with a schematic representation of the visual pathways and hemispheric projections as seen through anaglyph glasses. Visual information was projected to the two hemispheres through the contralateral and ipsilateral pathways, as indicated by the arrows. The patch of red or blue in the schematic retina represents the stimulus color that was processed by each eye at the hemiretina relative to the fovea, whose location is represented by the dotted line and corresponds to the fixation cross (+). Credit: *Journal of Experimental Psychology: Learning, Memory, and Cognition* (2026). DOI: 10.1037/xlm0001533

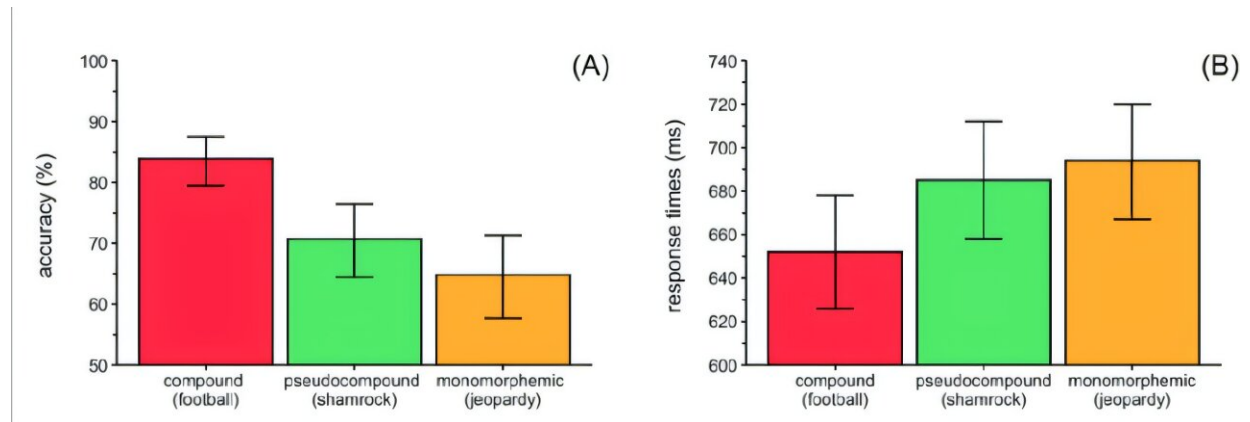
This setup lets the team test whether the brain's first response is to the shape and parts of the word (morphology/orthography) or to its meaning. As the authors explain, using the stronger contralateral route (right field to left brain) should "equally benefit both" word halves if the visual system is breaking words into chunks regardless of meaning.

## **Football vs. shamrock: The words' race**

The results showed a clear win for real compounds. Participants were faster and more accurate at recognizing true compounds than the "pseudocompounds." In fact, the brain got a measurable head start when foot and ball were split correctly: on the stronger pathway, legal splits boosted recognition. In contrast, the "sham" + "rock" pieces of shamrock only gave a hint of an edge.

As the researchers note, the visual word recognition system seems "more sensitive to true morphemes, compared with potential ones." In other words, when the brain saw half of "football," it quickly tagged it as the familiar unit foot; "ball" got similar treatment. The made-up compound

sparked only a fleeting effect.



Participants' mean accuracy and RTs to lexical decisions across different conditions. Panels (A) and (B) show mean accuracy and RTs as a function of the three word types: compounds (red), pseudocompounds (green), and monomorphemics (yellow). Credit: *Journal of Experimental Psychology: Learning, Memory, and Cognition* (2026). DOI: 10.1037/xlm0001533

These findings suggest that form trumps meaning at first glance. The brain's fast guess comes from letter patterns, not definitions. In technical terms, there was an "[early morpho-orthographic segmentation](#)"—a fancy way of saying "the eyes and brain were chopping up the word's form."

## Form, not meaning, first

The researchers conclude that our reading system initially zeroes in on morphological form before getting semantic. "Our results are compatible with a model of visual word recognition involving an initial stage of morpho-orthographic analysis that is insensitive to semantics, followed by later stages of morphological computations and semantic access,"

they write.

This means that within those first 60 milliseconds, the brain catalogs possible prefixes and suffixes without yet engaging word meaning. Only after this rapid split-second scan does the second act, understanding that "football" is a game, kick in.

The experiment's trickery confirms something hinted at by earlier research (which often used priming or eye-tracking). But by literally splitting the words across the two hemispheres, this study more directly shows how strong the initial form-driven step is. Even though pseudocompounds were partly parsed, the effect was brief, suggesting the brain ultimately "knows" when it's found a real combination. In the volunteers' brains, "football" was a true two-part word, whereas "shamrock" felt slightly wrong at first glance.

## **Beyond the word: Why it matters**

These split-second insights illuminate the hidden choreography of reading. They help explain why native speakers effortlessly parse complex words and hint at what goes awry in dyslexia or when learning a new language. If educators know that fluent reading relies on quickly spotting chunks of meaning (rather than single letters), they can devise better tools—for instance, exercises that train children to see word parts.

Roberto G. de Almeida, the lead author of the [study](#) published in the *Journal of Experimental Psychology: Learning, Memory, and Cognition*, adds that this form-first process aligns with the idea of two visual word-form areas: one for letters (VWFA-1) and one for full words (VWFA-2).

Of course, this lab trick is an artificial glimpse. Seeing words through colored filters for 60 ms isn't normal reading. The researchers admit they only watched behavior (not brain scans), so the exact neural

circuitry remains to be tested. Still, it's a striking peek: the brain's very first pass at a word is about its shape and pieces, not what it means.

Next time you read "rainbow" or "moonlight," remember, your mind probably spotted "rain" + "bow" or "moon" + "light" almost before you knew what they meant. These split-second steps, hidden from our awareness, are part of what makes fluent reading feel instantaneous and magical.

**More information:** Roberto G. de Almeida et al, Early morpho-orthographic and semantic effects in word recognition: Evidence from a foveal-splitting dichoptic paradigm with anaglyphs., *Journal of Experimental Psychology: Learning, Memory, and Cognition* (2026). [DOI: 10.1037/xlm0001533](https://doi.org/10.1037/xlm0001533)

© 2026 Science X Network

Citation: Why 'football' beats 'shamrock' when your brain is dismantling every word at lightning speed (2026, May 26) retrieved 26 May 2026 from <https://sciencex.com/news/2026-05-football-shamrock-brain-dismantling-word.html>

<p>This document is subject to copyright. Apart from any fair dealing for the purpose of private study or research, no part may be reproduced without the written permission. The content is provided for information purposes only.</p>
--